


H2TC4-1W-7ALN+



3-800 MHz

50Ω 1:4CT Flux Coupled Transformer

Features

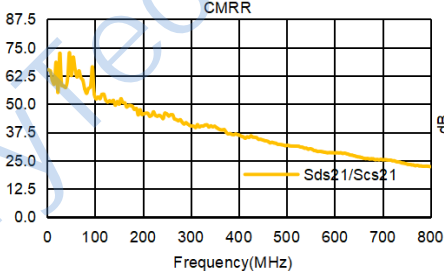
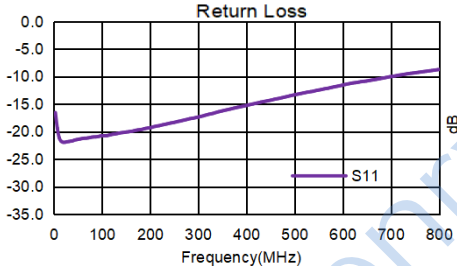
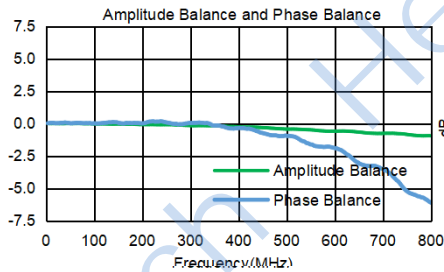
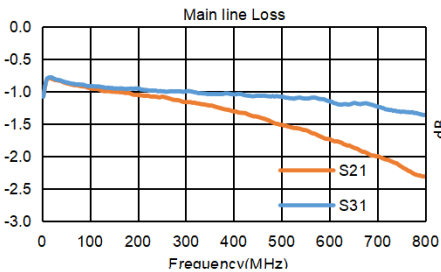
- RF Power, 0.25W
- DC Current, 30mA
- Operating temperature range: -40°C to +85°C
- Storage temperature range: -55°C to +100°C
- 260°C Reflow Compatible
- RoHS compliant and lead free

Applications

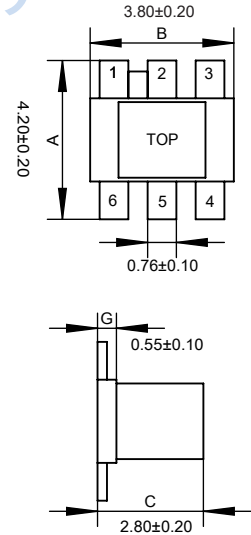
- Impedance matching
- Balanced amplifier
- Balun
- Cellular and VHF

Electrical Specifications: TA=25°C, 0dBm, ZO=50Ω

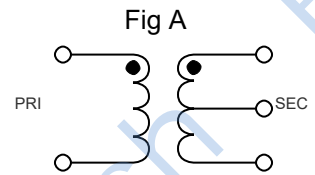
| Parameter | Test Conditions | Units | Min | Typ | Max |
|-------------------------|-----------------|-------|------|------|------|
| Main line Loss (Pin6-1) | 3-800MHz | dB | — | 2.2 | 3.0 |
| Main line Loss (Pin6-3) | 3-800MHz | dB | — | 1.2 | 2.0 |
| Amplitude Balance | 3-800MHz | dB | 0.0 | 0.8 | 1.5 |
| Phase Balance | 3-800MHz | ° | 0.0 | 5.0 | 15.0 |
| Input Return Loss(Pin6) | 3-800MHz | dB | 8.0 | 12.0 | — |
| CMRR | 3-800MHz | dB | 20.0 | 25.0 | — |



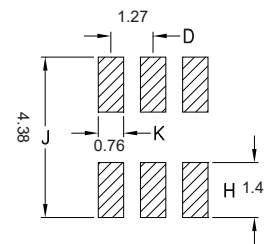
Outline Drawing(mm)



Electrical structure



Recommended layout(mm)



Pin Connections

| | |
|----------|------|
| Input | 6 |
| Output 1 | 1 |
| Output 2 | 3 |
| Ground | 2, 4 |
| NOT USED | 5 |