


Features

- wideband, 30 to 1800 MHz
- balanced transmission line
- excellent amplitude unbalance, 0.3 dB typ. and phase unbalance, 3 deg. typ. in 1dB bandwidth
- aqueous washable

Applications


- baluns
- wideband impedance matching
- cellular
- PCN
- GPS

HT-ADTL2-18+



50Ω 30 to 1800 MHz

Config. G



Transformer Electrical Specifications

Ω RATIO	FREQUENCY (MHz)	INSERTION LOSS*	PHASE UNBALANCE (Deg.) Typ.	AMPLITUDE UNBALANCE (dB) Typ.
2	30-1800	1.8dB	5.8	1

* Insertion Loss is referenced to mid-band loss, 0.3 dB typ.

Typical Performance Data

FREQUENCY (MHz)	INSERTION LOSS (dB)	INPUT R. LOSS (dB)	AMPLITUDE UNBALANCE (dB)	PHASE UNBALANCE (Deg.)
30.00	0.73	10.06	1.07	5.86
50.00	0.73	10.01	0.95	3.68
100.00	0.74	9.96	0.85	1.64
500.00	0.64	11.73	0.64	2.41
1000.00	0.76	13.14	0.25	3.74
1500.00	1.00	14.50	0.18	1.90
1550.00	1.06	14.22	0.22	1.55
1600.00	1.16	13.58	0.24	1.24
1700.00	1.43	11.56	0.30	0.50
1800.00	1.85	9.44	0.34	0.29

Maximum Ratings

Operating Temperature -20°C to 85°C

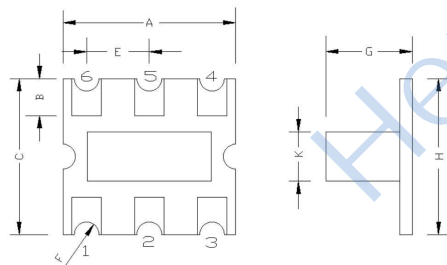
Storage Temperature -55°C to 100°C

RF Power 0.5W

DC Current 30mA

Permanent damage may occur if any of these limits are exceeded.

Outline Drawing



Outline Dimensions (mm)

A	7.01	N	2.54
B	1.50	M	2.54
C	6.30	P	1.65
D	7.62		
E	2.54		
F	D-1.0		
G	3.51		
H	6.30		
J	6.77		
K	2.0		
L	2.54		
WT	0.19		

Pin Connections

PRIMARY	3
NOT USED	2, 5
PRIMARY DOT	1
SECONDARY	4
SECONDARY DOT	6

PCB Land Pattern

